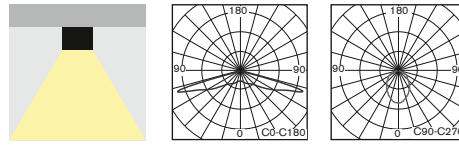


LEDLUX-SPOT3-A-P-IP65



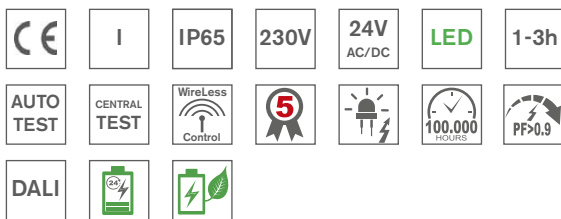
- Powerfull **surface mounted LED SPOT** fixture for either non-maintained (NM), maintained (M) or centralised (C) emergency lighting for perfect light distribution **especially** designed for a **corridor applications (escape route illumination to EN1838) where IP65 is required.**

It is available in all following versions:

- **AUTOTEST** (-AT)
- **DALI**
- **CENTRALTEST** (-ATXL) for **ELMAX LOOK** system (look up also page No.22)
- **CENTRALTEST** (-ATRF) for **ELMAX Wireless** system (look up page No.24)
- **CENTRAL BATTERY** (C.LEDLUX-SPOT3) for **non-addressable CBS**
- Conforming to the requirement of EN60598-2-22, EN1838, EN62034
- Design: plastic body in RAL7035

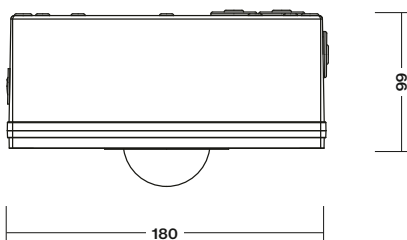
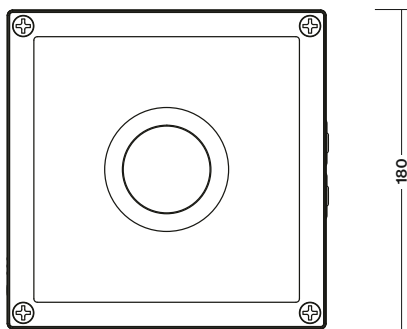
- výkonné LED SPOT svetidlo pre **netrvalé (NM), trvalé (M)** alebo **centrálne (C)** núdzové osvetlenie pre povrchovú montáž zaručujúce **vyšokú hladinu svetelného toku špeciálne navrhnuté pre osvetlenie chodieb v aplikáciách, kde je vyžadované IP65**, aj s funkciami:

- **AUTOTEST** (-AT)
- **DALI**
- **CENTRALTEST** (-ATXL) pre systém ELMAX LOOK (pozri str.22)
- **bezdrôtový CENTRALTEST** (-ATRF) pre ELMAX-Wireless systém (str.24)
- **CENTRAL BATTERY** (C.LEDLUX-SPOT3) pre **neadresovateľné CBS**
- spĺňa požiadavky európskej normy EN 60598-2-22, EN1838, EN62034
- konštrukcia: teleso z plastu vo farbe RAL9006 (šedá) alebo RAL9003 (biela)



Input Power:

- 4,6W/ 5,4VA (maintained M/1h)
- 2,2W/ 4,3VA (non-maintained NM/1h)
- 3,1W/ 4,4VA (CBS)



STANDARD FEATURES

STANDARDNÁ VÝBAVA

- **High efficient HighPower (170lm/W) LONGLIFE LEDs (>100.000h)**
- **NEW Advanced Electronics**
- **LONGLIFE LiFePo4 battery**
- **Special LED lens** for perfect light distribution
- **Installation Mode** (battery protection, for more details look up page No.28)
- **Intelligent battery charging**
- Addressable CENTRALTEST communication module (for ATXL, ATRF only)
- LEDs indicating presence of power supply and signaling failures & TEST button
- **vysoce účinné HighPower LED (170lm/W) so životnosťou min.100000h**
- **progresívna elektronická jednotka**
- **LONGLIFE LiFePo4 batéria**
- špeciálna LED optika pre perfektnú distribúciu svetla
- **Inštalčný mód** (ochrana batérie, pozri aj str.28)
- **Inteligentné nabíjanie batérie**
- adresovateľný CENTRALTEST komunikačný modul (len pre ATXL, ATRF verzie)
- signalizácia LED a TEST tlačítko

1LX SPACING TABLE / ROZMIESTNENIE PRE 1LX		
H (m)	Y1 (m)	Y2 (m)
2,75	7,5	20,5
3,00	8,7	21,5
3,50	9,2	22,5
4,00	8,5	23,5

